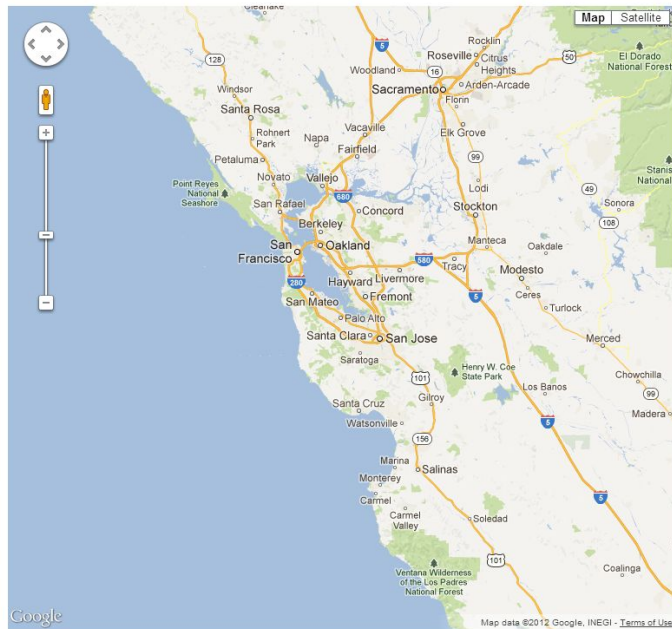




# WATER QUALITY PORTAL

Zip Code:

Try: [Bristol, RI 02809](#) [Los Angeles, CA 90813](#) [San Francisco, CA 94107](#) [Santa Clara, CA 95113](#) [Seattle, WA 98103](#) [Stanford, CA 94305](#)



Google

Map data ©2012 Google, INEGI - Terms of Use

## Data Source

- epa.gov
- usgs.gov

## Icon Type

- Clean Air
- Clean Air Facility
- Polluted Air
- Polluted Air Facility
- Clean Water
- Facility
- Polluted Water
- Polluted Facility

## Domain

- Air
- Water

## Industry

All

## Regulation

Air:  
EPA Regulation   
Water:  
EPA Regulation

## Species

Type

- Struthioniformes
- Tinamiformes
- Anseriformes
- Galliformes
- Columbiformes

## Time

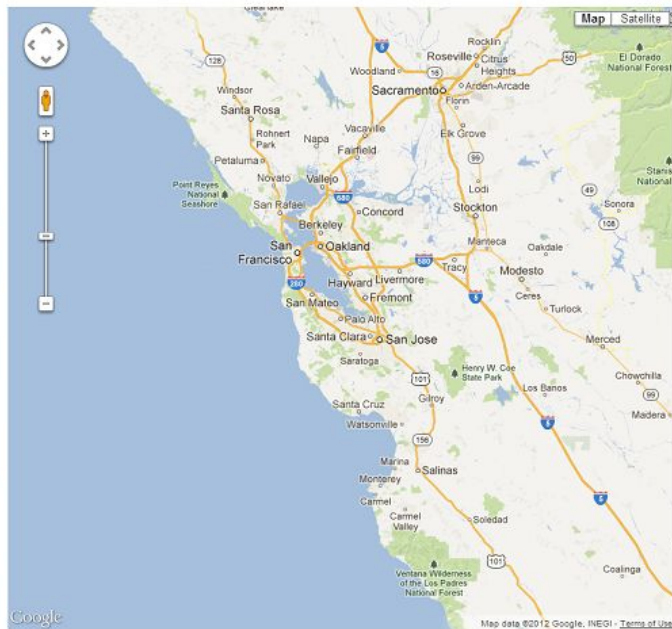
All data



# WATER QUALITY PORTAL

Zip Code:

Try: [Bristol, RI 02809](#) [Los Angeles, CA 90813](#) [San Francisco, CA 94107](#) [Santa Clara, CA 95113](#) [Seattle, WA 98103](#) [Stanford, CA 94305](#)



Google

Map data ©2012 Google, INEGI - Terms of Use

## Data Source

epa.gov

usgs.gov

## Icon Type

Clean Air

Clean Air Facility

Polluted Air

Polluted Air Facility

Clean Water

Facility

Polluted Water

Polluted Facility

## Domain

Air

Water

## Industry

All

## Regulation

Air:

EPA Regulation

Water:

EPA Regulation

## Species

Type

Struthioniformes

Tinamiformes

Anseriformes

Galliformes

Cathartiformes

## Time

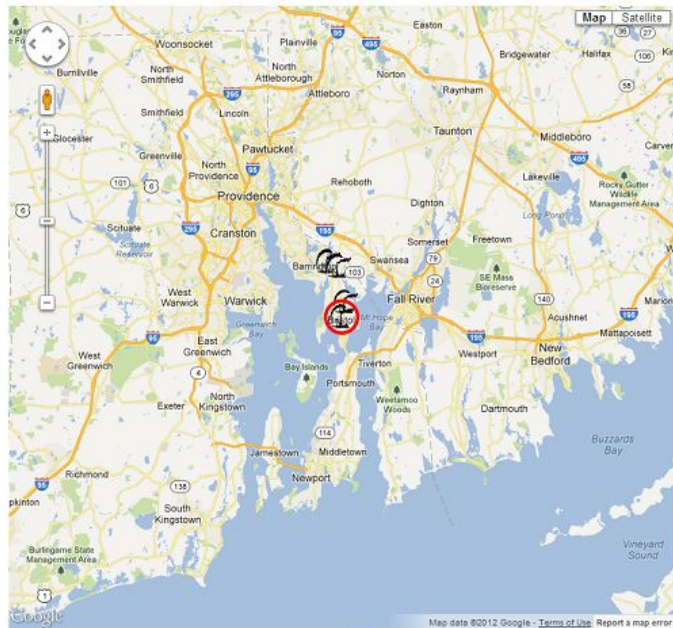
All data



# WATER QUALITY PORTAL

Zip Code:

Try: [Bristol, RI 02809](#), [Los Angeles, CA 90813](#), [San Francisco, CA 94101](#), [Santa Clara, CA 95113](#), [Seattle, WA 98103](#), [Stanford, CA 94305](#)



Map data ©2012 Google - Terms of Use Report a map error

Page **1**

### Data Source

- epa.gov
- usgs.gov

### Icon Type

- Clean Air
- Clean Air Facility
- Polluted Air
- Polluted Air Facility
- Clean Water
- Facility
- Polluted Water
- Polluted Facility

### Domain

- Air
- Water

### Industry

All

### Regulation

Air:    
Water:

### Species

Type

Struthioniformes  
Tinamiformes  
Anseriformes  
Galliformes  
Cathartiformes

### Time

All data

# WATER QUALITY PORTAL

Flow in conduit or thru treatment plant

LC50 Static 48Hr Acute Mysid Bahia  
Flow in conduit or thru treatment plant  
Coliform fecal general  
Solids total suspended  
BOD 5-day 20 deg C  
Chlorine total residual

[Chart for all measurements for this site](#)

[Chart for all measurements for this site with nearby species count](#)

4305

Source

Type

Air  
Air Facility  
ed Air  
ed Air Facility  
Water  
y  
ed Water  
ed Facility

main

Industry

All

Regulation

Air

# WATER QUALITY PORTAL

Flow in conduit or thru treatment plant

Q1

Submit

Q2

Q1

Try:

4305



Source

Type

Air  
Air Facility  
ed Air  
ed Air Facility  
Water  
y  
ed Water  
ed Facility

main

[Chart for all measurements for this site](#)

[Chart for all measurements for this site with nearby species count](#)

Industry

All

Regulation

Air

# WATER QUALITY PORTAL

Flow in conduit or thru treatment plant

Q2

Submit



Try:

4305

Grab

Source

Mit

Sum

North

Type

Air

Air Facility

ed Air

ed Air Facility

Water

ty

ed Water

ed Facility

main

Industry

All

Regulation

[Chart for all measurements for this site](#)

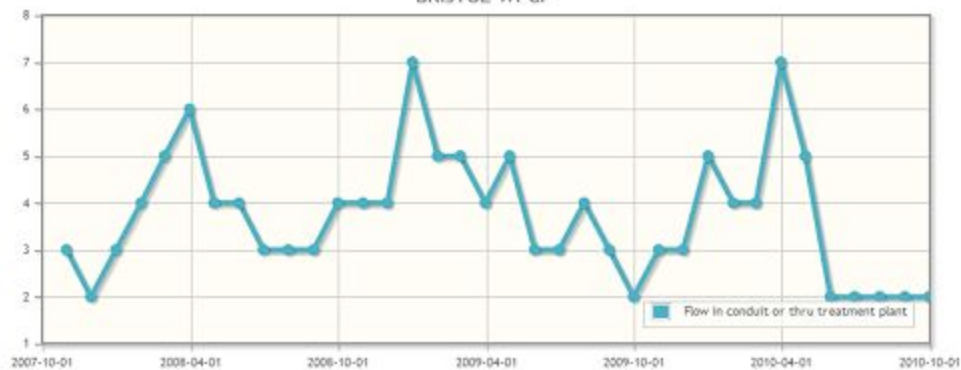
[Chart for all measurements for this site with nearby species count](#)



# WATER QUALITY PORTAL

Flow in conduit or thru treatment plant  Q2

BRISTOL WPCF



[Chart for all measurements for this site](#)

[Chart for all measurements for this site with nearby species count](#)

4305

Source

Type

Air  
Air Facility  
Ad Air  
Ad Air Facility  
Water  
Water  
Ad Water  
Ad Facility

main

Industry

All

Regulation

Flow in conduit or thru treatment plant

Submit

LC50 Static 48Hr Acute Mysid Bahia

Flow in conduit or thru treatment plant

Coliform fecal general

Solids total suspended

BOD 5-day 20 deg C

Chlorine total residual

Type message

search

hasat

Struthioniformes

Struthionidae

Rheidae

Casuaridae

Dromaiidae

Antelopidae

[Chart for all measurements for this site](#)

[Chart for all measurements for this site with nearby species count](#)

Industry

All

Regulation



# WATER QUALITY PORTAL

Flow in conduit or thru treatment plant

Q2

Submit

Q2

Q1

Type message

search

hasat

- Sturthioniformes
  - Sturthionidae
    - Rheidae
      - Casuaridae
        - Dromaiidae
          - Antagidae

[Chart for all measurements for this site](#)

[Chart for all measurements for this site with nearby species count](#)

Industry

All

Regulation

# WATER QUALITY PORTAL

Flow in conduit or thru treatment plant  Q2  **Submit**

Type message

search

- Struthioniformes
  - Struthionidae
    - Rheidae
      - Casuaridae
        - Dromidae
          - Antelopidae

[Chart for all measurements for this site](#)

[Chart for all measurements for this site with nearby species count](#)

Industry

All

Regulation

# WATER QUALITY PORTAL

Flow in conduit or thru treatment plant  Q2

Type message  
here!

- Struthioniformes
- Tinamiformes
- Anseriformes
- Galliformes
- Gaviformes
- Podicipediformes

The page at localhost:8080 says:

Please select species on the left

OK

[Chart for all measurements for this site](#)

[Chart for all measurements for this site with nearby species count](#)

Industry

All

Regulation

Air

# WATER QUALITY PORTAL

Flow in conduit or thru treatment plant  Q2  **Submit**

Type message  **search**

base1

- Struthioniformes
  - Struthionidae
    - Rheidae**
    - Casuaridae
    - Dromidae
    - Antelopidae

[Chart for all measurements for this site](#)

[Chart for all measurements for this site with nearby species count](#)

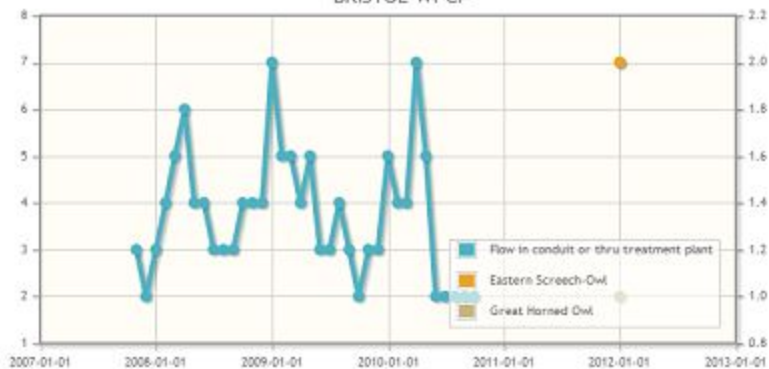
Industry

All

Regulation

Flow in conduit or thru treatment plant  Q2

BRISTOL WPCF



Type message

- Struthioniformes
  - Struthionidae
    - Rheidae
    - Casuaridae
    - Dromiidae
    - Antoniidae

[Chart for all measurements for this site](#)

[Chart for all measurements for this site with nearby species count](#)

Industry

All

Regulation



# WATER QUALITY PORTAL

Zip Code:

Try: [Bristol, RI 02809](#), [Los Angeles, CA 90813](#), [San Francisco, CA 94107](#), [Santa Clara, CA 95113](#), [Seattle, WA 98103](#), [Stanford, CA 94305](#)

Map Satellite

Site: BRISTOL WPCF

Pollutant	Measured Value	Limit Value	Time	Species	Health Effects
LC50 Static 48Hr Acute Mysid Bahia	76.2 PERCENT	>= 100 PERCENT	2010-09-30	undefined	
Flow in conduit or thru treatment plant	5.007 MGD	<= 3.79 MGD	2010-04-30	undefined	
Coliform fecal general	900 MPN/100ML	<= 400 MPN/100ML	2010-04-30	undefined	
Solids total suspended	1068 LBS/DAY	<= 948 LBS/DAY	2010-03-31	undefined	
Solids total suspended	2537 LBS/DAY	<= 1580 LBS/DAY	2010-03-31	undefined	
BOD 5-day 20 deg C	1886 LBS/DAY	<= 1580 LBS/DAY	2010-03-31	undefined	

[Chart for all measurements for this site](#)  
[Chart for all measurements for this site with nearby species count](#)

## Data Source

- epa.gov
- usgs.gov

## Icon Type

- Clean Air
- Clean Air Facility
- Polluted Air
- Polluted Air Facility
- Clean Water
- Facility
- Polluted Water
- Polluted Facility

## Domain

- Air
- Water

## Industry

All

## Regulation

Air:

EPA Regulation

Water:

EPA Regulation

## Species

Type

Struthioniformes

Tinamiformes

Anseriformes

Galliformes

Cathartiformes

## Time

All data

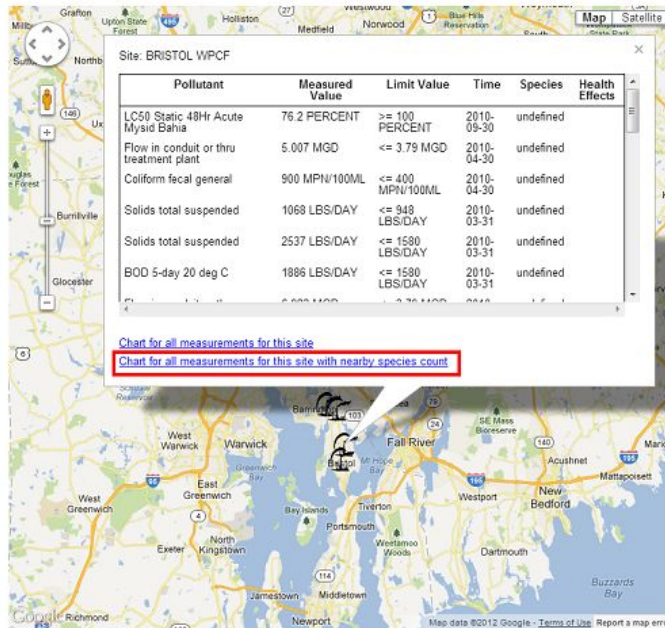




# WATER QUALITY PORTAL

Zip Code:

Try: [Bristol, RI 02809](#), [Los Angeles, CA 90813](#), [San Francisco, CA 94107](#), [Santa Clara, CA 95113](#), [Seattle, WA 98103](#), [Stanford, CA 94305](#)



Site: BRISTOL WPCF

Pollutant	Measured Value	Limit Value	Time	Species	Health Effects
LC50 Static 48Hr Acute Mysid Bahia	76.2 PERCENT	>= 100 PERCENT	2010-09-30	undefined	
Flow in conduit or thru treatment plant	5.007 MGD	<= 3.79 MGD	2010-04-30	undefined	
Coliform fecal general	900 MPN/100ML	<= 400 MPN/100ML	2010-04-30	undefined	
Solids total suspended	1068 LBS/DAY	<= 948 LBS/DAY	2010-03-31	undefined	
Solids total suspended	2537 LBS/DAY	<= 1580 LBS/DAY	2010-03-31	undefined	
BOD 5-day 20 deg C	1886 LBS/DAY	<= 1580 LBS/DAY	2010-03-31	undefined	

[Chart for all measurements for this site](#)  
[Chart for all measurements for this site with nearby species count](#)

**Data Source**

epa.gov  
 usgs.gov

**Icon Type**

Clean Air  
 Clean Air Facility  
 Polluted Air  
 Polluted Air Facility  
 Clean Water  
 Facility  
 Polluted Water  
 Polluted Facility

**Domain**

Air  
 Water

**Industry**

All

**Regulation**

Air: EPA Regulation  
Water: EPA Regulation

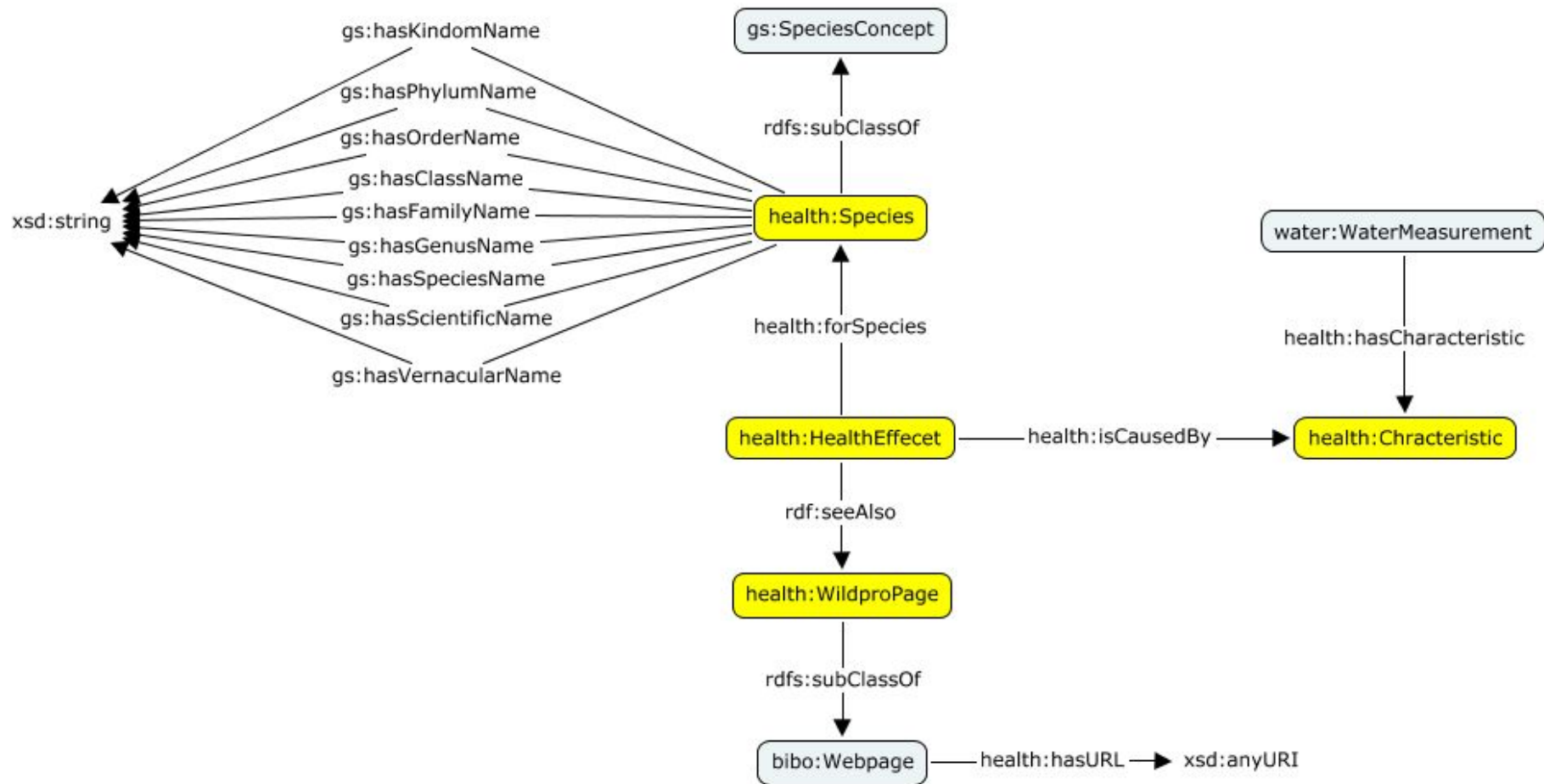
**Species**

Type

Struthioniformes  
Tinamiformes  
Anseriformes  
Galliformes  
Cathartiformes

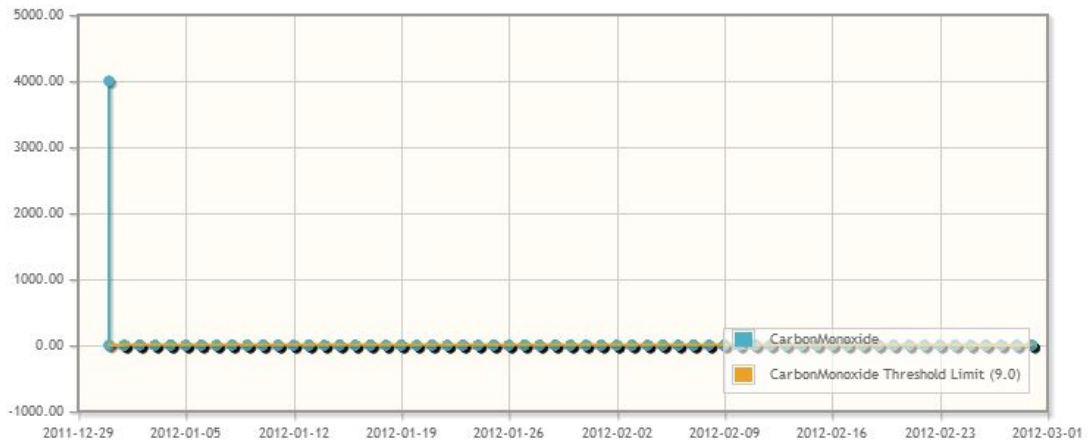
**Time**

All data



# WATER QUALITY PORTAL

CarbonMonoxide



4305

Characteristics

search

g  
Chemical  
Physical  
Biological

Source

Icon Type

- Clean Air
- Polluted Air
- Bird Species
- Clean Water
- Facility